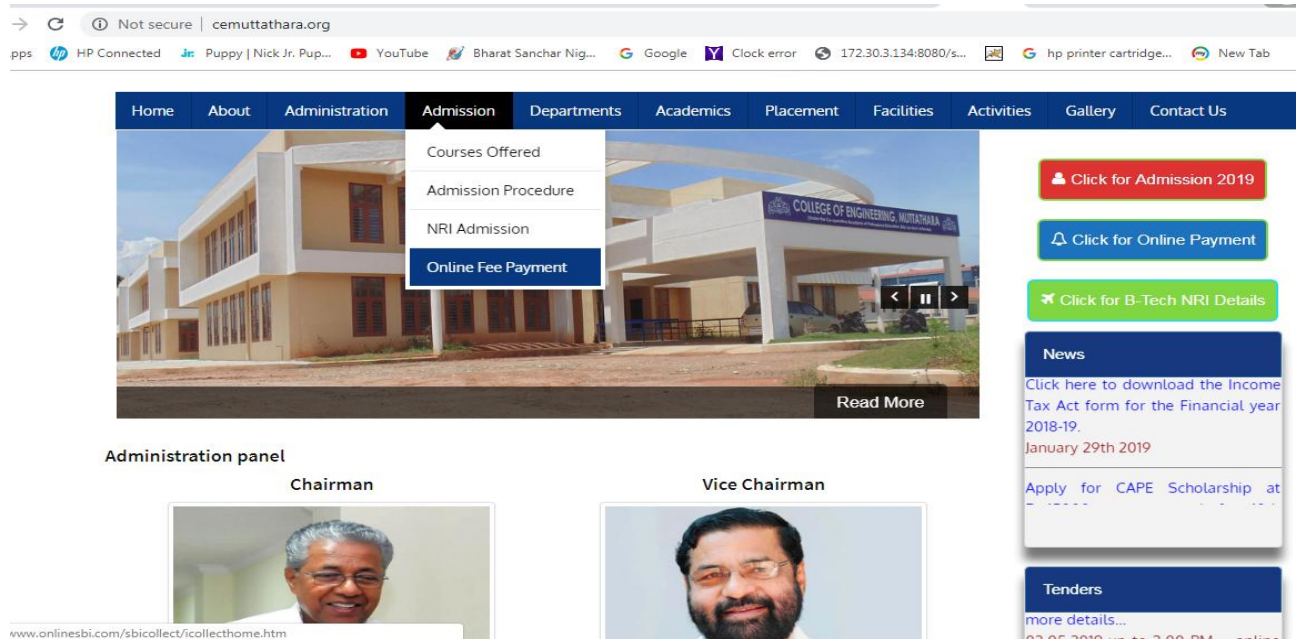


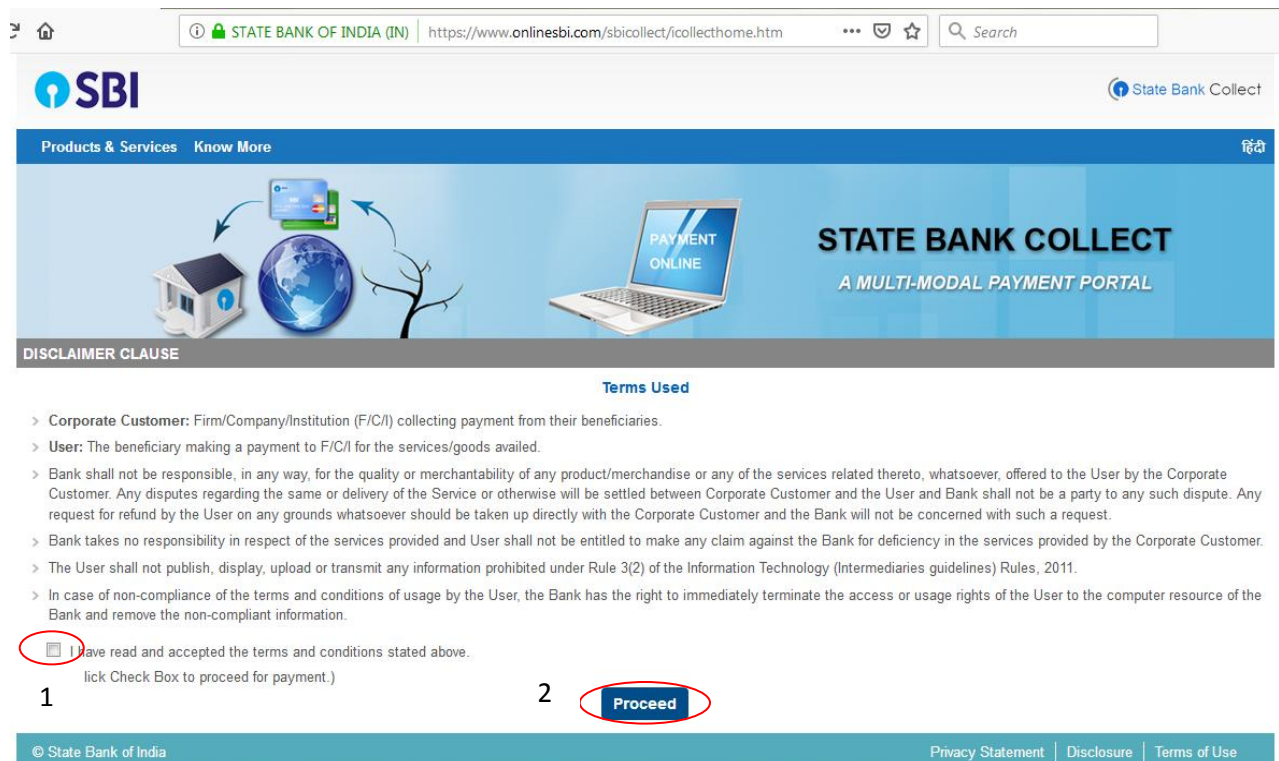
## Method for doing online payment

### STEP 1: Click on the "Online Fee Payment" under Admission menu



The screenshot shows the website for CEMUTTATHARA. The navigation menu includes Home, About, Administration, Admission, Departments, Academics, Placement, Facilities, Activities, Gallery, and Contact Us. The 'Admission' menu is open, showing options: Courses Offered, Admission Procedure, NRI Admission, and Online Fee Payment (highlighted in blue). Below the menu is a banner image of the college building with a 'Read More' button. To the right, there are buttons for 'Click for Admission 2019', 'Click for Online Payment', and 'Click for B-Tech NRI Details'. Below these are sections for 'News' and 'Tenders'.

### STEP 3: Read and accept the terms and conditions then click the "Proceed" button for payment.



The screenshot shows the State Bank of India (SBI) website. The header includes the SBI logo and 'State Bank Collect'. Below the header is a banner for 'STATE BANK COLLECT A MULTI-MODAL PAYMENT PORTAL'. The main content area is titled 'Terms Used' and contains a list of terms and conditions. A red circle highlights the first checkbox, which is checked. Below the list, the number '1' is followed by the text 'I have read and accepted the terms and conditions stated above. (Click Check Box to proceed for payment.)'. To the right, the number '2' is followed by a red circle highlighting the 'Proceed' button.

1 I have read and accepted the terms and conditions stated above. (Click Check Box to proceed for payment.)

2 Proceed

**STEP 4: Select the state as 'Kerala' and type as 'Educational Institutions' as shown below**

The screenshot shows the SBI State Bank Collect website. The browser address bar displays "STATE BANK OF INDIA (IN)" and the URL "https://www.onlinesbi.com/sbicollect/sbclink/displayinstiti". The page header includes the SBI logo and "State Bank Collect". A blue navigation bar contains "State Bank Collect" and "State Bank Mops". Below this, a breadcrumb trail shows "State Bank Collect / State Bank Collect" with an "Exit" link. A dark grey bar displays "State Bank Collect" and the date "12-Jun-2019 [02:00 PM IST]". The main content area is titled "Select State and Type of Corporate / Institution". It features two dropdown menus: "State of Corporate / Institution \*" with "Kerala" selected, and "Type of Corporate / Institution \*" with "Educational Institutions" selected. Both dropdowns are circled in red. A "Go" button is positioned below the dropdowns. A pink notice box contains the following text: "Mandatory fields are marked with an asterisk (\*)" and "State Bank Collect is a unique service for paying online to educational institutions, temples, charities and/or any other corporates/institutions who maintain their accounts with the Bank." The footer includes "© State Bank of India", "Privacy Statement", "Disclosure", and "Terms of Use".

**STEP 5: Select the college name as 'College of Engineering Muttathara' and press submit.**

The screenshot shows the SBI State Bank Collect website. The browser address bar displays "STATE BANK OF INDIA (IN)" and the URL "https://www.onlinesbi.com/sbicollect/payment/listinstituti". The page header includes the SBI logo and "State Bank Collect". A blue navigation bar contains "State Bank Collect" and "State Bank Mops". Below this, a breadcrumb trail shows "State Bank Collect / State Bank Collect" with an "Exit" link. A dark grey bar displays "State Bank Collect" and the date "12-Jun-2019 [02:43 PM IST]". The main content area is titled "Select from Educational Institutions". It features a dropdown menu labeled "Educational Institutions Name \*" with "College of Engineering Muttathara" selected. The dropdown is circled in red. Below the dropdown, there is a "2" in a box, a "Submit" button, and a "Back" button. The "Submit" button is circled in red. A pink notice box contains the text: "Mandatory fields are marked with an asterisk (\*)". The footer includes "© State Bank of India", "Privacy Statement", "Disclosure", and "Terms of Use".

## STEP 6: Select the payment category

The screenshot shows the SBI online payment interface for the College of Engineering Muttathara. The page title is "State Bank Collect" and the URL is "https://www.onlinesbi.com/sbicollect/payment/listcategory". The page displays the college's name and address: "College of Engineering Muttathara, St. Sebastian Church Road, Vallakadav PO, Thiruvananthapuram-695008". The "Provide details of payment" section is active, and the "Select Payment Category \*" dropdown menu is open, showing options: "1st year Fees", "2nd Year Fees", "3RD YEAR FEES", and "4th Year Fee". A red banner below the dropdown contains the following text: "Mandatory fields are marked with an asterisk (\*)", "The payment structure document if available will be displayed during the online payment process.", and "Date specified (if any) should be in the format of DD/MM/YYYY". The footer includes "© State Bank of India", "Privacy Statement", "Disclosure", and "Terms of Use".

## STEP 7: Fill in the mandatory fields in the form as shown below and click submit.

The screenshot shows the SBI online payment interface with all mandatory fields filled out. The page title is "STATE BANK OF INDIA (IN)" and the URL is "https://www.onlinesbi.com/sbicollect/payment/". The page displays the college's name and address: "College of Engineering Muttathara, St. Sebastian Church Road, Vallakadav PO, Thiruvananthapuram-695008". The "Provide details of payment" section is active, and the "Select Payment Category \*" dropdown menu is set to "1st year Fees". The form fields are filled with the following information: "NAME \*": Abhay, "ROLL NO. (as in Allotment Memo) \*": 12345, "BRANCH OF STUDY \*": CSE, "Date of Birth \*": 11/6/1997, "Category \*": Govt., "Tuition Fee": 1500, and "Other Fees": (empty). The "Remarks" field is empty. A red banner below the form contains the following text: "Please enter your Name, Date of Birth (For Personal Banking) / Incorporation (For Corporate Banking) & Mobile Number. This is required to reprint your e-receipt / remittance(PAP) form, if the need arises." The form fields are filled with the following information: "Name \*": Abhay, "Date Of Birth / Incorporation \*": 11/6/1997, "Mobile Number \*": 1234567890, "Email Id": (empty), and "Enter the text as shown in the image \*": 52A44. The "Submit" button is highlighted with a red circle, and the "Reset" and "Back" buttons are also visible.


## Step 8: Confirm the entered details

STATE BANK OF INDIA (IN) | https://www.onlinesbi.com/sbicollect/payment/ | 90% | Search

State Bank Collect - State Bank Mops

State Bank Collect / State Bank Collect | Exit

State Bank Collect | 12-Jun-2019 [04:11 PM IST]

 **College of Engineering Muttathara**  
St. Sebastian Church Road, Vallakadav PO., Thiruvananthapuram-695008

Verify details and confirm this transaction

Category	1st year Fees
NAME	Abhay
ROLL NO. (as in Allotment Memo)	12345
BRANCH OF STUDY	CSE
Date of Birth	12/6/1997
Category	Govt.
Tuition Fee	1500
Total Amount	INR 1,500.00
Remarks	

Please ensure that you are making the payment to the correct payee.

[Confirm](#) [Cancel](#)


## STEP 9: Select the mode of payment


STATE BANK OF INDIA (IN) | https://www.onlinesbi.com/sbicollect/payment/mopspage | Search

State Bank MOPS  
Multi Option Payment System

State Bank Collect


**Net Banking**


 State Bank of India  
Bank Charges: Rs 11.8  
[Click Here](#)


 Other Banks Internet Banking  
Bank Charges: Rs 17.7  
[Click Here](#)

**Card Payments**


This payment mode is not available between 23:30 hours IST and 00:30 hours IST


 State Bank ATM-cum-Debit Card  
Bank Charges: Rs 0.0  
[Click Here](#)

 Other Banks Debit Cards  
Bank Charges: Rs 0.0  
[Click Here](#)


 Credit Cards  
Bank Charges: Rs 19.47  
[Click Here](#)

**Other Payments Modes**

 SBI Branch  
Bank Charges: Rs 59.0  
[Click Here](#)

 NEFT/RTGS  
Bank Charges: Rs 15.0  
[Click Here](#)

UPI is not available between 22:30 hours IST and 23:30 hours IST

 UPI  
Bank Charges: Rs 11.8  
[Click Here](#)

© State Bank of India | Site best viewed in IE 10 +, Mozilla 30 +, Google Chrome 30 +

**STEP 8: Enter the login credentials and proceed for payment.**

The screenshot displays the SBI Online Banking login interface. At the top, there is a browser address bar showing the URL <https://merchant.onlinesbi.com/merchant/merchantprelo>. The SBI logo is prominently displayed on the left, and the SBI ONLINE logo is on the right. Below the header, the page is titled "Login to OnlineSBI" and "Welcome to Internet Banking". A note states "(CARE: Username and password are case sensitive.)". There are two radio buttons for "PERSONAL BANKING" (selected) and "CORPORATE BANKING". The login form includes fields for "Username\*" and "Password\*", with "New User? Register here", "Forgot Login Password", and "Forgot Username" links. "Login" and "Reset" buttons are at the bottom of the form. To the right is a virtual keyboard with a "CAPS LOCK" and "CLEAR" button. A security notice at the bottom left reads: "For better security use the Online Virtual Keyboard to login." with links for "FAQ" and "About Phishing". A list of security instructions is provided, including a link to abort a transaction and return to the State Bank Collect site. A bell icon is on the right side of the security notice.

STATE BANK OF INDIA (IN) | <https://merchant.onlinesbi.com/merchant/merchantprelo> | Search

**SBI** | **SBI ONLINE**

**Login to OnlineSBI** | Welcome to Internet Banking

(CARE: Username and password are case sensitive.)

Please select the customer Segment:  PERSONAL BANKING  CORPORATE BANKING

Username\*  [New User? Register here](#)

Password\*  [Forgot Login Password](#)  
[Forgot Username](#)

For better security use the Online Virtual Keyboard to login. [FAQ](#) | [About Phishing](#)

- ✓ [Click here](#) to abort this transaction and return to the State Bank Collect site.
- ✓ Mandatory fields are marked with an asterisk (\*)
- ✓ Do not provide your username and password anywhere other than in this page
- ✓ Your username and password are highly confidential. Never part with them. SBI will never ask for this information.
- ✓ Please do not call Contact Centre or try to raise CMS complaint on the day of transaction.

